

Symmetry-based observers for some water-tank problems

Didier Auroux and Silvère Bonnabel

Abstract—In this paper we consider a tank containing fluid and we want to estimate the horizontal currents when the fluid surface height is measured. The fluid motion is described by shallow water equations in two horizontal dimensions. We build a simple non-linear observer which takes advantage of the symmetries of fluid dynamics laws. As a result its structure is based on convolutions with smooth isotropic kernels, and the observer is remarkably robust to noise. We prove the convergence of the observer around a steady-state. In numerical applications local exponential convergence is expected. The observer is also applied to the problem of predicting the ocean circulation. Realistic simulations illustrate the relevance of the approach compared with some standard oceanography techniques.

Index Terms—Observer, symmetries, wave equation, shallow water model, estimation, Lie group, oceanography, data assimilation.

I. INTRODUCTION

The following study is derived from a data assimilation problem in oceanography. The problem considered in this paper consists in estimating the state of a fluid in a water tank where the surface height is measured everywhere. In this paper we propose a symmetry-based non-linear infinite dimensional observer and we prove the convergence when the fluid motion is described by linearized wave equations under shallow water approximations.

Over the last years much attention has been devoted to the motion planning and feedback stabilization of a fluid under shallow water approximations, problem raised by [18], [37]. A related problem is the control of flows described by Saint-Venant equations in channels [15], [14], [13], [33], [17]. Fewer efforts have been put on the theory of observers for this kind of infinite dimensional systems. Nevertheless a natural extension of this theoretical observer problem consists in oceanographic applications, as we will see later, and extended Kalman filters-type observers are frequently used to tackle these related problems [23], [42], [20]. A different approach for observer design for flows in channels is to approximate the motion by non-linear ordinary differential equations at critical points along the channels [33], [9]. More generally, past efforts in the theory of observers for systems described by partial differential equations (PDEs) include infinite dimensional Luenberger observers for linear systems [29], [40]. Some other problems have also drawn attention recently [43], [16], [22], [21].

Kalman-type filters, or Luenberger observers, are usually in the standard form “copy of the system plus injection of the

output estimation error (correction term)”. For this reason, they do not take into account the symmetries of the model. There has been recent work on observer design and symmetries for engineering problems when the model is finite dimensional and when there is a Lie group acting on the state space [3], [2], [32], [10], [11]. Symmetries provide a helpful guide to design non-linear correction terms. Indeed the only difference between the observer and model equations comes from the correction term. Linear systems are invariant by scaling, and so is the correction term in general (Luenberger observer, Kalman filter). But when the system is non-linear, there is no reason why the correction term should have a linear form (extended Kalman filter). When this term is bound to preserve symmetries, it has a non-linear structure based on the specific nonlinearities of the system, and the observer is called “invariant”, or “symmetry-preserving”. The result is that the estimations do not depend on arbitrary choices of units or coordinates, and the estimates share common physical properties with the true physical variables (in the examples given in [10], estimated chemical concentrations are automatically positive, estimated rotation matrices automatically belong to $SO(3)$). In some cases, the error system even presents very nice properties (autonomous error equation in [11], [28]).

Looking at [34], [12], [10], the design method of symmetry-preserving observers could be summed up this way: the non-linear form of the observer is given by the symmetries, and the gains are tuned assigning the poles of the error system around a trajectory or a steady-state. This is always possible as around any steady-state, invariant observers can be identified to Luenberger observers [10].

This paper is an extension to the infinite-dimensional case of the recent ideas on observer design and symmetries for systems described by ordinary differential equations (ODEs). The Saint-Venant equations considered in this paper are indeed invariant by rotation and translation ($SE(2)$ -invariance). In the case of systems described by PDEs, the design of observers based on the symmetries of the physical system is new to the authors’ knowledge.

The first theoretical contribution of this paper is to derive a $SE(2)$ -invariant observer for the problem. The correction terms do not depend on any non-trivial choice of coordinates. They correspond to a convolution product of the output error and a smooth isotropic kernel, a feature which ensures remarkable robustness to white noise. With respect to this latter feature, the observer is close in its flavour to [41] where the authors derive a non-linear observer to estimate the velocity and pressure in an infinite channel. Their observer consists in a copy of the system and a correction term corresponding to a one-dimensional convolution product of the output error

Laboratoire J. A. Dieudonné, Université de Nice Sophia Antipolis, Parc Valrose, 06108 Nice cedex 2, France (auroux@unice.fr).

CAOR, Mines-ParisTech (Ecole des Mines de Paris), 60 Bd St-Michel, 75272 Paris Cedex 06, France (silvere.bonnabel@mines-paristech.fr).

and some kernel (but in one dimension there is no such thing as invariance by rotation). We then yield proof of convergence of the estimation error to zero for the linearized Saint-Venant equations. The form of the error equation shows that in numerical experimentations exponential convergence can always be expected. A noticeable fact is that the observer depends only on a small number of parameters, as the respect of the symmetries implies some restrictions on the non-linear correction terms. All these parameters admit a physical interpretation. So the observer gains are a lot easier to tune than the Kalman gains, and the corresponding computing cost is very low compared to the extended Kalman filter.

The second theoretical contribution is to extend those results to a large class of $SE(2)$ -invariant observers with smoothing correction terms. The idea to derive systematic smoothing terms based on physical symmetries, is standard in image processing, and was initiated by [4]. One of the simplest method consists indeed in a convolution with a two-dimensional smooth rotation-invariant kernel (isotropic diffusion based on the heat equation), but we prove convergence for a much larger class of rotation-invariant kernels. The major difference with [4] is that those smoothing terms are combined with a dynamical model to provide an estimation of physical quantities which are not directly measured, i.e. we build observers.

The observer is applied to an oceanography example. The problem considered is the following: the ocean is described by a simplified shallow-water model [24]. The sea surface height (SSH) is measured (with noise) by satellites. The goal is to estimate the height, and the marine currents (not measured). Observers are a flexible assimilation technique, computationally much more economical than variational data assimilation methods [44], [30]. Nevertheless as the oceanographic models have become very complex in the recent years, the high computing cost of most extended Kalman filters (EKF) can still be prohibitive for data assimilation [38]. Our observer is thus a relevant challenger to the EKF, due to its structural properties (geometric structure, local convergence proof, isotropic smoothing term, easiness of the gain tuning), and its low computational cost, as illustrated by extensive numerical experiments.

The paper is organized as follows. In Section II we define a class of $SE(2)$ -invariant observers for water-tank systems for which the surface height is measured. Convergence of the estimation error to zero on the first-order approximation of this system is proved. In Section III we consider a bi-dimensional shallow water model, often used in geophysics for ocean or fluid flow modeling. We propose a $SE(2)$ -invariant non-linear observer when the SSH is measured by satellites. In Section IV, we report the results of extensive numerical simulations on both the linearized and nonlinear shallow water models, which illustrate the properties of the observer. These results are compared with another standard oceanography technique based on the use of observers (nudging). We also show the remarkable robustness of the estimation to Gaussian white noise on the observations. Finally, some conclusions and perspectives are given in Section V.

II. WATER-TANK SYSTEM, SYMMETRIES, AND OBSERVER DESIGN

The problem we are concerned with is the motion of a perfect fluid under gravity described by Saint-Venant equations with a free surface (the shallow water assumption). The state of the fluid is its surface height, and the horizontal speed of the currents. The choice of the orientation and the origin of the frame of \mathbb{R}^2 used to express the horizontal coordinates $(x, y) \in \mathbb{R}^2$ is arbitrary: the physical problem is invariant by rotation and translation. Indeed from a mathematical viewpoint the Laplace operator Δ is invariant by rotation and translation. The first term of any observer for this problem is automatically invariant by rotation and translation, as it is a copy of the equations of the physical system. There is no reason why the correction term should depend on any non-trivial choice of the orientation and origin of the frame. It would yield correction terms giving more importance to the values of the height measured in some arbitrary direction of \mathbb{R}^2 . In the general case, without additional information on the model, it seems perfectly logical to correct the observer isotropically. This constraint suggests interesting correction terms.

A. Saint-Venant model

Consider a rectangular domain: $0 \leq x \leq L$ and $0 \leq y \leq L$ (which can be considered square without loss of generality), where x and y are cartesian coordinates. Let ∇ be the corresponding gradient operator:

$$\nabla = \left(\frac{\partial}{\partial x}, \frac{\partial}{\partial y} \right)^T.$$

The Saint-Venant equations write:

$$\frac{\partial h}{\partial t} = -\nabla \cdot (hv), \quad (1)$$

$$\frac{\partial v}{\partial t} = -(v \cdot \nabla)v - g\nabla h. \quad (2)$$

where $hv = h(v_x \mathbf{i} + v_y \mathbf{j})$ is the horizontal transport, with \mathbf{i} and \mathbf{j} denoting the axes of an Euclidean frame and g is the gravity.

The boundary conditions that we consider are:

- rigid boundaries: $v_x(x, y) = 0$ for $x = 0$ and $x = L$, $\forall y$; and $v_y(x, y) = 0$ for $y = 0$ and $y = L$, $\forall x$. In other words, $v \cdot \mathbf{n} = 0$ on the boundary of the domain, \mathbf{n} being the outward unit normal to the domain.
- no-slip lateral boundary conditions for v_x on the top and bottom boundaries of the domain, and for v_y on the left and right boundaries. As the domain does not move, the no-slip lateral conditions are equivalent to $v_x(x, y) = 0$ for $y = 0$ and $y = L$, $\forall x$; and $v_y(x, y) = 0$ for $x = 0$ and $x = L$, $\forall y$.

All together, the boundary conditions are $v = 0$. The theory of characteristics in 2D tells us that in our case (no normal velocity through the boundary), only two boundary conditions must be imposed on each boundary. Then, there is no need for boundary conditions on the height, as equation (1) is a standard transport equation. The initial conditions $(h(0), v(0))$ complete the system.

Note that from a computational point of view, the equations are discretized on an Arakawa C grid [5], in which the velocity components are defined at the center of the edges. Then, instead of imposing $v_x = 0$ e.g. on the top boundary ($y = L$), a classical way to impose no-slip boundary conditions is to use an additional row of points in the grid beyond the boundary, on which v_x is set to the opposite of the value of v_x on the first inside row of points, so as to ensure a null mean value at the boundary. Another standard set of boundary conditions is rigid boundaries and free-slip lateral boundary conditions [1].

We assume that the height $h(x, y, t)$ is measured (with noise) for all x, y, t . The problem is the estimation of $v(x, y, t)$ at any point $(x, y) \in [0, L]^2$ of the domain. In the presence of noise, the problem is the estimation of both variables v and h .

Note that this assumption could be slightly relaxed. In oceanographic applications discussed in Section III, the height can be partially observed. But then, after some time, all the observations are usually gathered together on a same observation map, and then interpolated in order to obtain full spatial observations of h (for all x and y), at some discrete times t . We could then assume that $h(x, y, t)$ is known for all x and y , but at only some times t . Such an approach has the main advantage of allowing one to spatially filter the data, and thus allows the method proposed in this paper to be applied. In the case of discrete (in space) sets of measurements, the correction terms proposed below, with no measurements at some locations, boil down to standard Luenberger observer-like correction terms.

B. Model symmetries

The unit vectors \mathbf{i} and \mathbf{j} can be chosen to point East and North respectively. This choice is arbitrary, and the equations of fluid mechanics depend neither on the orientation nor on the origin of the frame in which the coordinates are expressed: they are invariant under the action of the Lie group $SE(2)$, the *Special Euclidean* group of isometries of the plane \mathbb{R}^2 . Let us prove it. Let $R_\theta = \begin{pmatrix} \cos \theta & -\sin \theta \\ \sin \theta & \cos \theta \end{pmatrix}$ be a horizontal rotation of angle θ . Let $(x_0, y_0) \in \mathbb{R}^2$ be the origin of some new frame. Let (X, Y) be the coordinates associated to this new frame $R_{-\theta}(\mathbf{i}, \mathbf{j}) - (x_0, y_0)$. In this new frame, the variables read

$$(X, Y) = R_\theta(x, y) + (x_0, y_0), \quad (3)$$

$$H(X, Y, t) = h(x, y, t), \quad (4)$$

$$V(X, Y, t) = R_\theta v(x, y, t). \quad (5)$$

and $(\frac{\partial}{\partial X}, \frac{\partial}{\partial Y}) = R_\theta(\frac{\partial}{\partial x}, \frac{\partial}{\partial y})$ which implies $\nabla H(X, Y, t) = R_\theta \nabla h(x, y, t)$. The equations in the new coordinates are unchanged:

$$\frac{\partial H}{\partial t} = -\nabla \cdot (HV). \quad (6)$$

$$\frac{\partial V}{\partial t} = -(V \cdot \nabla)V - g\nabla H. \quad (7)$$

The Laplace and divergence operators are unchanged by the transformation as they are invariant to rotations (although they

are usually written in fixed coordinates, their value do not depend on the orientation of the chosen frame). Note that the square domain $D = [0, L]^2 \subset \mathbb{R}^2$ has to be replaced by the square $(R_\theta D + (x_0, y_0)) \subset \mathbb{R}^2$. The boundary conditions ($v = 0$ on the boundaries of the domain) are also clearly invariant by rotation.

C. A symmetry-preserving observer

Any non-linear observer for the system (1)-(2) writes :

$$\frac{\partial \hat{h}}{\partial t} = -\nabla \cdot (\hat{h}\hat{v}) + F_h(h, \hat{v}, \hat{h}), \quad (8)$$

$$\frac{\partial \hat{v}}{\partial t} = -(\hat{v} \cdot \nabla)\hat{v} - g\nabla \hat{h} + F_v(h, \hat{v}, \hat{h}), \quad (9)$$

with the boundary condition $\hat{v} = 0$ on all boundaries of the domain, and where the correction terms vanish when the estimated height \hat{h} is equal to the observed height h :

$$F_v(h, \hat{v}, h) = 0, \quad F_h(h, \hat{v}, h) = 0.$$

We propose the following observer for the system (1)-(2):

$$\begin{aligned} \frac{\partial \hat{h}}{\partial t} &= -\nabla \cdot (\hat{h}\hat{v}) \\ &+ \iint \phi_h(\xi^2 + \zeta^2) (h - \hat{h})_{(x-\xi, y-\zeta, t)} d\xi d\zeta \\ &= -\nabla \cdot (\hat{h}\hat{v}) + \varphi_h * (h - \hat{h}), \end{aligned} \quad (10)$$

$$\begin{aligned} \frac{\partial \hat{v}}{\partial t} &= -(\hat{v} \cdot \nabla)\hat{v} - g\nabla \hat{h} \\ &+ \iint \phi_v(\xi^2 + \zeta^2) \nabla (h - \hat{h})_{(x-\xi, y-\zeta, t)} d\xi d\zeta \\ &= -(\hat{v} \cdot \nabla)\hat{v} - g\nabla \hat{h} + \varphi_v * \nabla (h - \hat{h}), \end{aligned} \quad (11)$$

with the same boundary conditions as before, and where

$$\varphi_v(x, y) = \beta_v \exp(-\alpha_v(x^2 + y^2)), \quad (12)$$

$$\varphi_h(x, y) = \beta_h \exp(-\alpha_h(x^2 + y^2)), \quad (13)$$

Such an observer preserves the symmetries of the system as the correction terms are based on a convolution product (translation invariance) with an isotropic kernel (rotation invariance). This is a very logical choice. Indeed, why should the quality of the estimation depend upon any non-trivial choice of orientation and origin of the frame when the physical system under consideration does not at all?

Such correction terms make the observer very robust to noise, as they operate a smoothing of the measured image. The high frequencies in the signal are thus efficiently filtered. Indeed, such translation and rotation invariant terms are standard for image smoothing (see, e.g., [4]). Other symmetry-preserving smoothing terms will be found in subsection II-F.

While approaching the boundary of the domain, the integrals and convolution kernels may become undefined. But they can easily be extended close to the boundary by truncating the integrals so that they only cover the domain, or equivalently by extending the functions by 0 outside the domain.

D. Convergence study on the linearized system

As it seems out of reach to study the convergence of the full non-linear system, we are going to linearize the system (1)-(2) around the steady-state $h = \bar{h}$ and $v = \bar{v}$, using exactly the same simplifications as [37] which considers the open-loop control problem of system (1)-(2) with boundary control. The considered equilibrium is characterized by \bar{h} equal to a constant height, and $\bar{v} = 0$. The observer gains are designed on this latter system, and we prove at the end of this section that they ensure the strong asymptotic convergence of the error.

Approximating the true system with the linearized system means that we only consider small velocities $\delta v = v - \bar{v} \ll \sqrt{g\bar{h}}$ and heights $\delta h = h - \bar{h} \ll \bar{h}$. Note that these approximations are consistent with the first set of numerical experiments (subsection IV-A), in which the ratio δv (resp. δh) to $\sqrt{g\bar{h}}$ (resp. \bar{h}) is of the order of 10^{-2} to 10^{-3} . The linearized system is

$$\frac{\partial(\delta h)}{\partial t} = -\bar{h} \nabla \cdot \delta v, \quad (14)$$

$$\frac{\partial(\delta v)}{\partial t} = -g\nabla\delta h, \quad (15)$$

and the estimation errors, $\tilde{h} = \hat{h} - \delta h$ and $\tilde{v} = \hat{v} - \delta v$, are solution of the following linear equations:

$$\frac{\partial\tilde{h}}{\partial t} = -\bar{h} \nabla \cdot \tilde{v} - \varphi_h * \tilde{h}, \quad (16)$$

$$\frac{\partial\tilde{v}}{\partial t} = -g\nabla\tilde{h} - \varphi_v * \nabla\tilde{h}. \quad (17)$$

Eliminating \tilde{v} and using $\nabla(\varphi_v * \nabla\tilde{h}) = \varphi_v * \Delta\tilde{h}$ yields a modified damped wave equation with external viscous damping:

$$\frac{\partial^2\tilde{h}}{\partial t^2} = g\bar{h}\Delta\tilde{h} + \bar{h}\varphi_v * \Delta\tilde{h} - \varphi_h * \frac{\partial\tilde{h}}{\partial t}. \quad (18)$$

Theorem 1: If φ_v and φ_h are defined by (12) and (13) respectively with $\beta_v, \beta_h, \alpha_v, \alpha_h > 0$, then the first order approximation of the error system around the equilibrium $(h, v) = (\bar{h}, 0)$ given by (18) is strongly asymptotically convergent. Indeed if we consider the following Hilbert space and norm: $\mathcal{H} = H^1(\Omega) \times L^2(\Omega)$,

$$\|(u, w)\|_{\mathcal{H}} = \left(\int_{\Omega} \|\nabla u\|^2 + |w|^2 \right)^{1/2}, \quad (19)$$

then, for every \tilde{h} solution of (18),

$$\lim_{t \rightarrow \infty} \left\| \left(\tilde{h}(t), \frac{\partial\tilde{h}}{\partial t}(t) \right) \right\|_{\mathcal{H}} = 0. \quad (20)$$

This theorem proves the strong and asymptotic convergence of the error \tilde{h} towards 0, and then it also gives the same convergence for \tilde{v} . We deduce that the observer (10)-(11) tends to the true state when time goes to infinity.

A dimensional analysis can yield a meaningful choice of the gains. The parameters $\alpha_v^{-2}, \alpha_h^{-2}$ are expressed in meters. They define the size of the regions of influence of the kernels, i.e. the region around any point in which the measured values of h are used to correct the estimation at the point. These values

can be set experimentally using the data from the physical system. Moreover, β_v and β_h can be tuned via the following heuristics. The error system (18) can be approximated by the following system, which corresponds to the case $\alpha = +\infty$:

$$\frac{\partial^2\tilde{h}}{\partial t^2} + 2\xi_0\omega_0 \frac{\partial\tilde{h}}{\partial t} = (L_0\omega_0)^2 \Delta\tilde{h}. \quad (21)$$

where $L_0^2\omega_0^2 = g\bar{h} + \bar{h}\beta_v$, $2\xi_0\omega_0 = \beta_h$, as long as we impose $L_0^2\omega_0^2 \geq g\bar{h}$. β_v and β_h can be chosen in order to control the characteristic pulsation ω_0 , length L_0 , and damping coefficient ξ_0 of the approximated error equation (21). These quantities have an obvious physical meaning and can be set accordingly to the characteristics of the physical system under consideration. Such heuristics provide a first reasonable tuning of the gains.

E. Proof of theorem 1

In this section, we prove the strong convergence of the error system in the Hilbert space \mathcal{H} . The proof is inspired by [27] (see also [41] on an infinite 1D domain). Let $\psi_v = g\bar{h}\delta_0 + \bar{h}\varphi_v$. For simplicity reasons, we assume that $L = \pi$. The error equation (18) can be rewritten as a modified wave equation on a square domain with Dirichlet boundary condition:

$$\begin{aligned} \frac{\partial^2}{\partial t^2} u &= \psi_v * \Delta u - \varphi_h * \frac{\partial}{\partial t} u && \text{in } \mathbb{R}^+ \times \Omega, \\ u &= 0 && \text{on } \mathbb{R}^+ \times \partial\Omega, \\ u(0) &= u_0, \quad u_t(0) = u_1 && \text{in } \Omega, \end{aligned} \quad (22)$$

where $\Omega = [0, \pi]^2$, and $u(t, x, y)$ represents the estimation error \tilde{h} .

We denote by (e_{pq}) the following orthonormal basis of $H_0^1(\Omega)$, composed of eigenfunctions of the unbounded operator Δ :

$$e_{pq} = \frac{2}{\pi} \sin(px) \sin(qy). \quad (23)$$

Moreover, let $f(s) = (2\beta_v)^{1/4} \exp(-2\alpha_v s^2)$ and $g(s) = (2\beta_h)^{1/4} \exp(-2\alpha_h s^2)$. As the convolution product of two Gaussians is a Gaussian we have

$$\varphi_v(x, y) = (f(x) * f(x))(f(y) * f(y)), \quad (24)$$

$$\varphi_h(x, y) = (g(x) * g(x))(g(y) * g(y)), \quad (25)$$

As f and g are even functions, their Fourier coefficients are real. If we denote by (\hat{f}_p) and (\hat{g}_p) the Fourier coefficients of f and g respectively, then, as the convolution is a multiplication in the frequency domain, the Fourier coefficients of ψ_v are $g\bar{h} + \bar{h}\hat{f}_p^2 \hat{f}_q^2$. Similarly, the Fourier coefficients of φ_h are $\hat{g}_p^2 \hat{g}_q^2$. As all these coefficients are real and positive, we denote them by f_{pq}^2 for ψ_v , and g_{pq}^2 for φ_h . We now need the following intermediate result:

Lemma 1: If $u_0 \in H_0^1(\Omega)$ and $u_1 \in L^2(\Omega)$, then equation (22) has a unique solution satisfying

$$u \in C(\mathbb{R}^+; H_0^1(\Omega)) \cap C^1(\mathbb{R}^+; L^2(\Omega)). \quad (26)$$

It is given by the series:

$$u(t, x, y) = \frac{2}{\pi} \sum_{1 \leq p, q} u_{pq}(t) \sin(px) \sin(qy), \quad (27)$$

where u_{pq} can be written either in the following way

$$u_{pq}(t) = e^{-\frac{g_{pq}^2}{2}t} (A_{pq} \cos(\omega_{pq}t) + B_{pq} \sin(\omega_{pq}t)), \quad (28)$$

or

$$u_{pq}(t) = e^{-\frac{g_{pq}^2}{2}t} (A_{pq} \cosh(\tilde{\omega}_{pq}t) + B_{pq} \sinh(\tilde{\omega}_{pq}t)). \quad (29)$$

Moreover, the latter case appears at most for a finite number of indices, and $\tilde{\omega}_{pq} < \frac{g_{pq}^2}{2}$ (we refer to equation (34) for the expression of ω_{pq} and $\tilde{\omega}_{pq}$).

Proof: We rewrite equation (22) as

$$\frac{d}{dt}U = \mathcal{A}U, \quad (30)$$

where $U = (u, u_t)$ and \mathcal{A} is the following unbounded linear operator on \mathcal{H} :

$$\mathcal{A}(u, w) := (w, \psi_v * \Delta u - \varphi_h * w). \quad (31)$$

From (31) and (23), we deduce that

$$E_{pq} = \begin{pmatrix} 1 \\ \lambda_{\pm pq} \end{pmatrix} e_{pq} \quad (32)$$

are eigenvectors of \mathcal{A} associated to the eigenvalues $\lambda_{\pm pq}$, solutions of

$$\lambda_{\pm pq}^2 + g_{pq}^2 \lambda_{\pm pq} + f_{pq}^2 (p^2 + q^2) = 0. \quad (33)$$

Moreover, the family of eigenvectors (E_{pq}) forms a Riesz basis of the Hilbert space \mathcal{H} . The discriminant of (33) is $\Delta_{pq} = g_{pq}^4 - 4(p^2 + q^2)f_{pq}^2$. It can be positive for a finite number of indices only, since $g_{pq}^2 \rightarrow 0$ and $f_{pq}^2 \geq g\bar{h}$ when p and q go to infinity. We found a Riesz basis of \mathcal{H} formed by eigenvectors of \mathcal{A} , the eigenvalues have no finite accumulation point and their real part are bounded. Thus all assumptions of theorem 3.1 of [27] are satisfied: the solution U of (30) is given by the series

$$U(t) = \sum_{\substack{p, q \geq 1 \\ \Delta_{pq} < 0}} \left(U_{pq} e^{\frac{-g_{pq}^2 + i\sqrt{4(p^2+q^2)f_{pq}^2 - g_{pq}^4}}{2}t} + U_{-pq} e^{\frac{-g_{pq}^2 - i\sqrt{4(p^2+q^2)f_{pq}^2 - g_{pq}^4}}{2}t} \right) E_{pq} \\ + \sum_{\substack{p, q \geq 1 \\ \Delta_{pq} \geq 0}} \left(U_{pq} e^{\frac{-g_{pq}^2 + \sqrt{g_{pq}^4 - 4(p^2+q^2)f_{pq}^2}}{2}t} + U_{-pq} e^{\frac{-g_{pq}^2 - \sqrt{g_{pq}^4 - 4(p^2+q^2)f_{pq}^2}}{2}t} \right) E_{pq}. \quad (34)$$

Finally, the coefficients can be found using the Fourier series of the initial condition. We have

$$A_{pq} = \frac{4}{\pi^2} \int_{[0, \pi]^2} u(0, x, y) \sin(px) \sin(qy) dx dy, \quad (35)$$

$$B_{pq} = \frac{4}{\omega_{pq}\pi^2} \int_{[0, \pi]^2} \left(u_t(0, x, y) + \frac{g_{pq}^2}{2} u(0, x, y) \right) \\ \times \sin(px) \sin(qy) dx dy. \quad (36)$$

■ All we have to prove now is that the solution, which represents the estimation error, converges to 0 when time

goes to infinity. Recall that the coefficients u_{pq} are given by equation (28), except for a finite number of indices. Define

$$u_N(t, x, y) = \frac{2}{\pi} \sum_{p+q \geq N} e^{-\frac{g_{pq}^2}{2}t} (A_{pq} \cos(\omega_{pq}t) + B_{pq} \sin(\omega_{pq}t)) \sin(px) \sin(qy). \quad (37)$$

Since $u_0 \in H_0^1(\Omega)$ and $u_1 \in L^2(\Omega)$, Parseval's theorem tells us that for any $\varepsilon > 0$, there exists N such that

$$\left\| u_N(t), \frac{\partial u_N}{\partial t}(t) \right\|_{\mathcal{H}} \leq \varepsilon/2, \quad \forall t \geq 0. \quad (38)$$

From (28) and (29), there exists $T > 0$ such that for any $t \geq T$,

$$\left\| (u - u_N)(t), \frac{\partial (u - u_N)}{\partial t}(t) \right\|_{\mathcal{H}} \leq \varepsilon/2. \quad (39)$$

Finally, $\|u, u_t\|_{\mathcal{H}} < \varepsilon$ for any $t \geq T$. We proved equation (20), i.e. the strong convergence of the linearized error system.

Note that this proves the result for any kernel functions φ_h and φ_v provided they are smooth, and their Fourier coefficients be real and strictly positive. Note also that for $N > 0$ arbitrary large, from Lemma 1, the truncated solution u_N tends to 0 exponentially in time. Thus exponential convergence is expected in numerical experiments.

F. A class of locally converging symmetry-preserving observers

This subsection can be skipped by the uninterested reader. Observer (10)-(11) preserves the symmetries of the system, it is robust to noise, and it is such that the linearized error equation around fluid at rest converges to zero. However there are many other observers having those desirable properties. In the seminal paper [4], the authors seek image-processing transforms that satisfy a list of formal requirements such as translation and rotation invariance. Inspiring from this work and also from [10], we are going to seek a class of non-linear observers (i.e. correction terms) that satisfy the following list of formal requirements:

- “symmetry preservation requirement”: invariance to translations and rotations.
- “smoothing by convolution requirement”: to reduce the noise, the measured output must be smoothed (especially before being differentiated).
- “local stability requirement”: strong asymptotic convergence of the linearized error system.

This classification yields a new class of candidate observers which are sensible alternatives to observer (10)-(11). Indeed consider for instance:

$$\frac{\partial \hat{h}}{\partial t} = -\nabla \cdot (\hat{h}\hat{v}) - \varphi_h * \Delta(h - \hat{h}), \quad (40)$$

$$\frac{\partial \hat{v}}{\partial t} = -(\hat{v} \cdot \nabla)\hat{v} - g\nabla\hat{h} + \varphi_v * \nabla(h - \hat{h}) \quad (41)$$

Such a structural damping term changes drastically the spectrum, and the differentiation process of the measured signal is carried out without amplifying high frequencies (noise). The linearized error equation is then $\frac{\partial^2 \tilde{h}}{\partial t^2} \tilde{h} = (g\bar{h}\delta_0 + \varphi_v) * \Delta\tilde{h} +$

$\varphi_h * \Delta \left(\frac{\partial}{\partial t} \tilde{h} \right)$, so \tilde{h} is given by the series (27) along with (28)-(29) where g_{pq}^2 is replaced everywhere by $g_{pq}^2(p^2 + q^2)$. Thus the convergence rate is speeded up by a factor $p^2 + q^2$ on each Fourier coefficient, and the high frequencies are still efficiently filtered as the correction terms are automatically smooth. Moreover, the quality of the estimation does not depend upon any non-trivial choice of orientation and origin of the frame. Indeed, the Laplace operator is $SE(2)$ -invariant.

a) Symmetry preservation: In fact, according to standard results (see e.g. [39]), any $SE(2)$ -invariant scalar differential operator writes $Q(\Delta)$, where Q is a polynomial and Δ is the Laplacian. To fill the first requirement, this feature suggests to use polynomials of the Laplacian to design correction terms for the general form (8)-(9). To get a symmetry-preserving scalar correction term $F_h(h, \hat{v}, \hat{h})$, the coefficients of the polynomials must depend on invariant scalar functions of h, \hat{v}, \hat{h} . Thus they must depend on \hat{v} only via an invariant function of \hat{v} , typically $|\hat{v}|^2$. A large class of symmetry-preserving correction terms is:

$$F_h = Q_1(\Delta, h, |\hat{v}|^2, \hat{h} - h) + \nabla \left(Q_2(\Delta, h, |\hat{v}|^2, \hat{h} - h) \right) \cdot \hat{v}, \quad (42)$$

where Q_1 and Q_2 are scalar polynomials in Δ . More precisely, for $i = 1, 2$, we have

$$Q_i(\Delta, h, |\hat{v}|^2, \hat{h} - h) = \sum_{k=0}^N a_k^i(h, |\hat{v}|^2, \hat{h} - h) \Delta^k \left(b_k^i(h, |\hat{v}|^2, \hat{h} - h) \right), \quad (43)$$

where a_k^i and b_k^i are smooth scalar functions such that $a_k^i(h, |\hat{v}|^2, 0) = b_k^i(h, |\hat{v}|^2, 0) = 0$. For the vectorial correction term F_v , we use the vectorial counterpart of F_h :

$$F_v = P_1(\Delta, h, |\hat{v}|^2, \hat{h} - h) \hat{v} + \nabla \left(P_2(\Delta, h, |\hat{v}|^2, \hat{h} - h) \right), \quad (44)$$

where P_1 and P_2 are polynomials in Δ , like Q_1 and Q_2 .

b) Symmetry preservation and smoothing by convolution: The polynomials above involve a differentiation process, and thus must be coupled with a filtering process. Let us find integral terms F_h and F_v that are $SE(2)$ -invariant. They can be expressed as a convolution between the previous invariant differential terms, and a two-dimensional kernel $\psi(\xi, \zeta)$. As the correction terms above are invariant to rotation, the value of the kernel should not depend on any particular direction either, so ψ must be a function of the invariant $\xi^2 + \zeta^2$ (isotropic gain). If we let ϕ_v and ϕ_h be two real-valued kernels, a class of symmetry-preserving integral correction terms is:

$$F_v(x, y, t) = \iint \phi_v(\xi^2 + \zeta^2) \left[R_1(\Delta, h, |\hat{v}|^2, \hat{h} - h) \hat{v} + \nabla \left(R_2(\Delta, h, |\hat{v}|^2, \hat{h} - h) \right) \right]_{(x-\xi, y-\zeta, t)} d\xi d\zeta, \quad (45)$$

$$F_h(x, y, t) = \iint \phi_h(\xi^2 + \zeta^2) \left[S_1(\Delta, h, |\hat{v}|^2, \hat{h} - h) + \nabla \left(S_2(\Delta, h, |\hat{v}|^2, \hat{h} - h) \right) \cdot \hat{v} \right]_{(x-\xi, y-\zeta, t)} d\xi d\zeta, \quad (46)$$

where the polynomials R_i and S_i are defined like the Q_i 's.

The support of ϕ_v (resp. ϕ_h) is a subset of \mathbb{R} . Its characteristic size defines a zone in which it is significant to

correct the estimation with the measurements. The observer is independent of any arbitrary choice of orientation (rotation invariance), as well as of the origin of the chosen frame (translation invariance). If the kernels are smooth, the correction terms are automatically smooth even if the measurements are not (noise robustness). Note that, if ϕ_v and ϕ_h are set equal to Dirac functions, one recovers the differential terms above.

c) Local convergence: Although the stability analysis of all symmetry-preserving observers with general correction terms (45)-(46) is out of reach, the following proposition, applying to observers (10)-(11)-(12)-(13), and (40)-(41), generalizes Theorem 1 to a large class of observers:

Proposition 1: Let f, g be any smooth functions, and φ_h and φ_v be given by (24)-(25). For any integer $N \geq 0$, if λ_k are positive numbers for $0 \leq k \leq N$, and at least one of them is strictly positive, the following class of observers is such that the first order approximation of the error system around $(\bar{h}, 0)$ is strongly asymptotically convergent:

$$\begin{aligned} \frac{\partial \hat{h}}{\partial t} &= -\nabla \cdot (\hat{h} \hat{v}) + \varphi_h * \left(\sum_{k=0}^N (-1)^k \lambda_k \Delta^k (h - \hat{h}) \right), \\ \frac{\partial \hat{v}}{\partial t} &= -(\hat{v} \cdot \nabla) \hat{v} - g \nabla \hat{h} + \varphi_v * \nabla (h - \hat{h}) \end{aligned}$$

Moreover, if $\varphi_h(x, y)$ and $\varphi_v(x, y)$ are functions of $x^2 + y^2$, the three requirements are filled.

The proof is straightforward in the frequency domain, using a strictly analogous proof as in subsection II-E. Convergence is related to the fact that correction terms of the form (24)-(25) have positive Fourier coefficients. Such integral correction terms are not too restrictive, as convolution with such terms is the integral counterpart of multiplication by a positive scalar gain. The interest of such observers is that the convergence rate in the frequency domain is speeded up by a factor $\sum_{k=0}^N \lambda_k (p^2 + q^2)^k$ on each Fourier coefficient without affecting smoothness of the correction terms. Note that the Proposition remains valid setting φ_h and φ_v equal to Dirac functions. Such differential terms can be used in the absence of noise.

III. OBSERVER DESIGN FOR AN OCEANOGRAPHY EXAMPLE

The problem considered is the following: the ocean is described by a simplified shallow-water model. The sea surface height (SSH) is measured (with noise) everywhere by satellites. The goal is to estimate the height, and the marine currents (not measured). There is an increasing need for such methods in physical oceanography, as the monitoring of the ocean provides crucial information about climate changes [38], and the amount of data available in oceanography has drastically increased in the last years with the use of satellites.

The use of observers for data assimilation in oceanography goes by the name of "nudging". Indeed the standard nudging algorithm is viewed either as applying a Newtonian recall of the state value towards its direct observation [23] or as using observers of the Luenberger, or extended Kalman filter type for data assimilation [31], [25]. The correction gain is usually chosen by numerical experimentation. The nudging

(i.e. observer) method is known to be much more economical, computationally speaking, than variational data assimilation methods [44], [30].

Observers of the Kalman filter type are designed to provide, for each time step, the optimal estimate (i.e. of minimal error variance) of the system state, by using only the previous estimates of the state and the last observations [25], [20]. In the case of a non-linear physical model the extended Kalman filter only yields an approximation of the optimal estimate. As the oceanographic models have become very complex in the recent years, the high computing cost of the extended Kalman filter can be prohibitive for data assimilation [38]. The nudging techniques are Luenberger gain-scheduled observers and the expression of the gains requires very few (or no) calculations [23], [42]. Our observer is an improvement of these usual techniques.

In this section we consider a simplified oceanic model. The state of the ocean is the SSH, and the horizontal speed of the marine currents. The choice of the orientation and the origin of the frame of \mathbb{R}^2 used to express the horizontal coordinates $(x, y) \in \mathbb{R}^2$ is arbitrary: the physical problem is invariant by rotation and translation.

A. Shallow water model

The shallow water model is a basic model usually considered for simple numerical experiments in oceanography, meteorology or hydrology [36], which represents well enough the dynamics of geophysical flows. The equations are derived from a vertical integration of the three-dimensional fields, under the hydrostatic approximation, i.e. neglecting the vertical acceleration. We consider here the standard shallow water model of Jiang et al [24]. For deeper water, this model can be adapted into a multi-layer model, each layer being described by a shallow water model, with some additional terms modeling stress and friction due to the other layers.

The fluid is made of a layer of constant density ρ with varying thickness (or height) $h(x, y, t)$, covering a deeper layer of density $\rho + \Delta\rho$. The domain is still rectangular: $0 \leq x \leq L$ and $0 \leq y \leq L$, where x and y are the cartesian coordinates corresponding to East and North respectively. The equations write:

$$\frac{\partial(hv)}{\partial t} + (\nabla \cdot (hv) + (hv) \cdot \nabla)v = -g'h\nabla h - \mathbf{k} \times f(hv) + (A\nabla^2 - R)(hv) + \tilde{\tau}\mathbf{i}/\rho, \quad (47)$$

$$\frac{\partial h}{\partial t} = -\nabla \cdot (hv), \quad (48)$$

where $hv = h(v_x\mathbf{i} + v_y\mathbf{j})$ is the horizontal transport, with \mathbf{i} and \mathbf{j} pointing towards East and North respectively, $f = f_0 + \beta y$ is the Coriolis parameter (in the β -plane approximation), \mathbf{k} is the upward unit vector, and g' is the reduced gravity. The ocean is driven by a zonal wind stress $\tilde{\tau}\mathbf{i}$ modeled as a body force, and $\tilde{\tau}$ is known. Finally, R and A represent friction and lateral viscosity. No-slip boundary conditions are imposed, i.e. $v = 0$ on the boundary of the domain (see paragraph II-A for more details about the boundary conditions).

We briefly describe the numerical schemes used for the resolution of these equations (as well as the linearized Saint-Venant equations, and all observer equations). We refer to [19] for more details. We consider a leap-frog method for time discretization of the equations, controlled by an Asselin time filter [6]. The equations are then discretized on an Arakawa C grid [5], with $N \times N$ points: the velocity components v_x and v_y are defined at the center of the edges, and the height is defined at the center of the grid cells. Then, the vorticity and Bernoulli potential are computed at the nodes and center of the cells respectively. This scheme is known to give stable and accurate results.

We assume that the physical system is observed by several satellites that provide (noisy) measurements of the SSH $h(x, y, t)$ for all x, y, t . Within the framework of data assimilation for geophysical fluids, the goal is to estimate all the state variables $v(x, y, t)$ and $h(x, y, t)$ (velocity of the marine streams, and SSH respectively) at any point $(x, y) \in [0, L]^2$ of the domain. We finally consider that all the other parameters are known.

As previously mentioned, if the height is only measured on a discrete set, one usually gathers these sets over a standard time period (e.g. 1 day, or a few days, for oceans), and then interpolates this set in order to have a full observation of the height. With this approach, we can consider that h is observed everywhere in space, but only at some discrete times. The correction term in the observer equations can then be added only at these observation times. Of course, the convergence of the observer towards the real solution is slower than for full observations (in time), and the solution at convergence is less precise, but from the numerical point of view, the method is still applicable.

B. Model symmetries

The unit vectors \mathbf{i} and \mathbf{j} are pointing East and North respectively. This choice is arbitrary, and the equations of fluid mechanics are invariant under the action of $SE(2)$. Considering the transformations (3)-(4)-(5), the equations in the new coordinates are unchanged. Indeed letting $\mathbf{K} = \mathbf{k}$ and $\mathbf{I} = R_\theta\mathbf{i}$ we have:

$$\frac{\partial(HV)}{\partial t} + (\nabla \cdot (HV) + (HV) \cdot \nabla)V = -g'H\nabla H - \mathbf{K} \times f(HV) + (A\nabla^2 - R)(HV) + \tilde{\tau}\mathbf{I}/\rho, \quad (49)$$

$$\frac{\partial H}{\partial t} = -\nabla \cdot (HV). \quad (50)$$

where the square domain $D = [0, L]^2 \subset \mathbb{R}^2$ is replaced by $(R_\theta D + (x_0, y_0)) \subset \mathbb{R}^2$. The boundary conditions are obviously unchanged.

C. Symmetry-preserving nudging

An observer for the system (47)-(48) (nudging estimator) systematically writes :

$$\frac{\partial(\hat{h}\hat{v})}{\partial t} + (\nabla \cdot (\hat{h}\hat{v}) + (\hat{h}\hat{v}) \cdot \nabla)\hat{v} = -g'\hat{h}\nabla\hat{h} - \mathbf{k} \times f(\hat{h}\hat{v}) + (A\nabla^2 - R)(\hat{h}\hat{v}) + \tilde{\tau}\mathbf{i}/\rho + F_v(h, \hat{v}, \hat{h}), \quad (51)$$

$$\frac{\partial\hat{h}}{\partial t} = -\nabla \cdot (\hat{h}\hat{v}) + F_h(h, \hat{v}, \hat{h}), \quad (52)$$

with $\hat{v} = 0$ on the boundary of the domain, and where the correction terms vanish when the estimated height \hat{h} is equal to the observed height h : $F_v(h, \hat{v}, h) = 0$, $F_h(h, \hat{v}, h) = 0$.

As the system possesses the same symmetries as (1)-(2), we get a large class of $SE(2)$ -invariant candidate correction terms given by (45)-(46). In subsection IV-B, devoted to numerical experiments, we focus on the particular choice of Section II-C, i.e., $F_h = \varphi_h * (h - \hat{h})$ and $F_v = \varphi_v * \nabla(h - \hat{h})$ with the kernels given by (12)-(13). Even if we have no proof of convergence for the observer (51)-(52) with those correction terms, it is clear from the following numerical experiments that the observer competes with standard oceanography variational methods, and is remarkably robust to noise.

IV. NUMERICAL SIMULATIONS

In this section, we report the results of many numerical simulations on both the linearized and non-linear shallow water models, in order to illustrate the interest of such symmetry-preserving observers. First the theoretical properties of the observer proved in Section II are illustrated by simulations (subsection IV-A). Then we show on the realistic full non-linear shallow water model of Section III that the observer yields better results than the standard nudging techniques (subsection IV-B).

A. Linearized simplified system

We first consider a non-linear shallow water model, in a quasi-linear situation (small velocities, and height close to the equilibrium height) given by equations (1)-(2). The corresponding observer is solution of equations (10)-(11).

Remark: Note that in the degenerate case where $\phi_h = K_h \delta_0$ and $\phi_v = K_v \delta_0$ (K_h and K_v are positive scalars), we find the standard nudging terms [7]:

$$\frac{\partial \hat{h}}{\partial t} = -\nabla \cdot (\hat{h} \hat{v}) + K_h (h - \hat{h}), \quad (53)$$

$$\frac{\partial \hat{v}}{\partial t} = -(\hat{v} \cdot \nabla) \hat{v} - g \nabla \hat{h} + K_v \nabla (h - \hat{h}). \quad (54)$$

1) *Model parameters:* The numerical experiments are performed on a square box, of dimension $2000 \text{ km} \times 2000 \text{ km}$. The equilibrium height is $\bar{h} = 500 \text{ m}$, and the equilibrium longitudinal and transversal velocities are $\bar{v}_x = \bar{v}_y = 0 \text{ m.s}^{-1}$. We consider a regular spatial discretization with 81×81 grid points. The corresponding space step is 25 km . The time step is half an hour (1800 seconds), and we have considered time periods of 1 to 4 months (1440 to 5760 time steps).

The reduced gravity is $g = 0.02 \text{ m.s}^{-2}$. The height varies between 497.7 and 501.9 m and the norm of the transversal velocity is within the interval $\pm 0.008 \text{ m.s}^{-1}$. The approximations of the subsection II-D are valid since $v \ll \sqrt{gh} = 3 \text{ m.s}^{-1}$ and $\delta h \ll 500$. The variations of the height and velocities are indeed of the order of 2 meters and 0.01 m.s^{-1} respectively. This kind of linearized system with the typical values above is often considered in geophysical applications, under the tangent linear approximation, for the estimation of an increment (instead of the solution itself) [8].

Concerning the tuning of the gains, we have considered the convolution kernels defined by equations (12)-(13). Recall that

α_h^{-2} and α_v^{-2} represent the characteristic size of the Gaussian kernel. We will always take $\alpha_h^{-2} = \alpha_v^{-2} = \alpha$. In most of the experiments below we have $\alpha = 1 \text{ m}^{-2}$. Unfortunately the weights β_h and β_v cannot be chosen too large for numerical reasons, in order to avoid stability issues. So we always take $\beta_h \leq 10^{-6}$. Recall that heuristically the error equation can be approximated by the damped wave equation (21) with $\bar{h}\beta_v = L_0^2 \omega_0^2 - g\bar{h}$ and $\beta_h = 2\xi_0 \omega_0$. The weights β_h and β_v have two different units, and physical meaning, and (a priori) there is no physical reason why they should have approximately the same magnitude. Nevertheless, for the numerical values of β_h considered in this paper, one can check that any value $0 \leq \beta_v \leq \beta_h$ yields a fundamental frequency for the error system $\omega_0 \sqrt{1 - \xi_0^2}$ which is close to the natural frequency \sqrt{gh}/L_0 of the physical system (1)-(2). From now on we will systematically set $\beta_v = 0.1 \beta_h$, which is acceptable from a physical point of view, also ensures the convergence of the observer, and is the largest value of β_v which yields numerical stability. Finally, a truncated convolution integral is used as an approximation of the complete convolution over the whole domain. The truncation radius is set equal to 10 pixels in our experiments (further than 10 pixels away from its center the Gaussian can be viewed as numerical noise). Close to the boundaries, the convolution integrals are also truncated so that they only cover the domain.

We consider two criteria for quantifying the quality of the estimation process: the convergence rate of the estimation error, and the estimation error when convergence is reached. The initialization of the observer is always

$$\hat{h} = \bar{h} (= 500), \quad \hat{v} = \bar{v} (= 0).$$

In all the following results, the estimation error is the relative difference between the true solution (h and v) and the observer solution (\hat{h} and \hat{v}):

$$e_h = \frac{\|(\hat{h} - \bar{h}) - (h - \bar{h})\|}{\|h - \bar{h}\|}, \quad e_v = \frac{\|(\hat{v} - \bar{v}) - (v - \bar{v})\|}{\|v - \bar{v}\|} \quad (55)$$

where $\|\cdot\|$ is the standard L^2 norm on the considered domain. With the previously defined initialization of the observer, the estimation error at initial time is $e_h(0) = e_v(0) = 1$, corresponding to a 100% error on the initial conditions. If we assume that the decrease rate is nearly constant in time, then the

time evolution of the estimation error is given by:

$$e_h(t) = e_h(0) \exp(-c_h t), \quad e_v(t) = e_v(0) \exp(-c_v t), \quad (56)$$

where c_h and c_v are the corresponding convergence rates. In all the numerical experiments that we have considered, the choice of the weighting coefficients β_h and β_v does not modify the residual estimation errors at convergence. We also noticed in the numerical simulations that the convergence rates are linearly proportional to β_h (and to $\beta_v = 0.1\beta_h$), provided it is not too large. This is explained by formula (27) as the Fourier coefficients g_{pq}^2 depend linearly on β_h .

2) *Perfect observations:* We first assume that the observations are perfect, i.e. without any noise. Figure 1 shows the estimation error (in relative norm) versus time (number

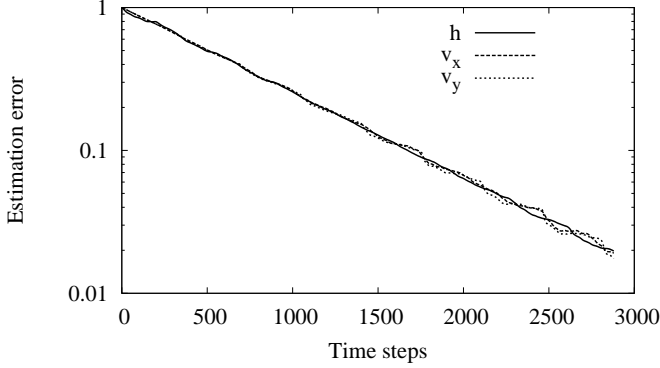


Fig. 1. Evolution of the estimation error in relative norm versus the number of time steps, in the case of perfect observations, with $\alpha_h = \alpha_v = 1 \text{ m}^{-2}$ and $\beta_h = 5.10^{-7} \text{ s}^{-1}$, and with a 100% error on the initial conditions, for the height h , longitudinal velocity v_x and transversal velocity v_y .

of time steps), for the three variables: height h , longitudinal velocity v_x and transversal velocity v_y . The kernel coefficients are the following: $\beta_h = 5.10^{-7} \text{ s}^{-1}$, $\beta_v = 0.1\beta_h = 5.10^{-8} \text{ m.s}^{-2}$, $\alpha_h = \alpha_v = 1 \text{ m}^{-2}$.

This figure shows that the convergence speed is nearly constant in time, and equation (56) is then valid. We can also deduce the corresponding convergence rates:

$$c_h = 7.57 \times 10^{-7}, \quad c_{v_x} = 7.63 \times 10^{-7}, \quad c_{v_y} = 7.80 \times 10^{-7}.$$

In the case of discrete observations, as previously mentioned, we can assume that the height is available everywhere, but not at every time. If for instance we add the correction term to the observer equations only every 12 time steps, the evolution of the estimation error is similar to what is shown on figure 1, with a smaller convergence rate. In this case, the relative error after 2880 time steps is 0.715 (to be compared with 0.0198 in the previous situation), and the convergence rate is approximately 6.47×10^{-8} , which is 11.7 times smaller than the convergence rate in the full observation case. We could have expected a ratio of 12, as the corrections are applied only every 12 time steps. We can conclude that from the numerical point of view, discrete observations in time do not degrade the method.

From an application viewpoint, it is interesting to see that the velocity v is also corrected with a comparable convergence rate, as predicted by the theory above. Even if it is standard in automatic control theory, in most data assimilation processes only a few variables of the system are observed [23], [42], [7]. We showed (at least in the linear case) that all the variables are observable indeed.

The estimation error at convergence has the following values:

$$e_h = 7.92 \times 10^{-8}, \quad e_{v_x} = 2.11 \times 10^{-4}, \quad e_{v_y} = 4.71 \times 10^{-5}.$$

From a theoretical point of view, it should converge to 0. Several reasons explain this difference with the theory. The numerical non-linear system considered is not exactly described by its first-order approximation. Moreover the numerical schemes and numerical noise do not allow the observer

Size of the Gaussian kernel	Decrease rate (h, v_x, v_y)	Estimation error at convergence (h, v_x, v_y)
$\alpha_h = \alpha_v = 1$	7.58×10^{-7}	7.92×10^{-8}
	7.63×10^{-7}	2.11×10^{-4}
	7.80×10^{-7}	4.71×10^{-5}
$\alpha_h = \alpha_v = 10^3$	2.49×10^{-7}	1.02×10^{-7}
	2.61×10^{-7}	2.65×10^{-4}
	2.87×10^{-7}	6.12×10^{-5}

TABLE I
DECREASE RATE AND VALUE AT CONVERGENCE OF THE ESTIMATION ERROR, FOR THE THREE VARIABLES h , v_x AND v_y , FOR TWO DIFFERENT SIZES OF THE GAUSSIAN KERNEL, IN THE CASE OF PERFECT OBSERVATIONS.

solution to reach exactly the observed trajectory. Note that the small oscillations in the decrease of the estimation error can be explained by the oscillatory behavior described by (27). Numerically speaking, the fact that the model has nearly no diffusion (no theoretical diffusion, and almost no numerical diffusion) can also contribute to this oscillatory phenomena.

Finally, we compare our observer to the standard nudging algorithm, by choosing a large value for α_h and α_v . Numerically we have set

$$\alpha_h = \alpha_v = 1000 \text{ m}^{-2}.$$

The decrease rate and estimation error at convergence are summarized in table I along with the previous results. The decrease rate of our observer is 2.7 to 3 times bigger. But assuming the solution (h, v) is constant (which is nearly true), the convolution with a Gaussian kernel of size 1 or with a Dirac produces the same effect, with a π factor (as $\int_{\mathbb{R}^2} e^{-(x^2+y^2)} dx dy = \pi$). Numerically, the factor is a little bit smaller, as the solution is not constant. We also see that the estimation error at convergence is a little larger for α large, probably because some numerical noise is smoothed by the convolution.

3) *Noisy observations*: We now assume that the height h cannot be observed properly, and instead of h , we observe $h + \varepsilon$ where ε represents the observation noise on h . We assume that ε is Gaussian with zero mean (white noise is standard in oceanography [20]), and a standard deviation of 20 to 40% of the standard deviation of the height h . Thus a 0.2 relative estimation error means that the estimated value \hat{h} is closer to the true height h than to the observed height $h + \varepsilon$. Figure 2 shows similar experiments as previously described, in the case of noisy observations, for $\beta_h = 2.10^{-7} \text{ s}^{-1}$ and $\alpha = 1 \text{ m}^{-2}$. The global behaviour of the solution is unchanged (constant decrease until stabilization). The decrease rate and value at convergence of the estimation error for $\alpha = 0.5, 1$ and 10^3 m^{-2} are summarized in table II.

There is still a ratio of nearly π between the decrease rate for α large and $\alpha = 1 \text{ m}^{-2}$. $\alpha = 0.5 \text{ m}^{-2}$ seems to be an optimal value for the parameter α : it is large enough to smooth efficiently the noise, and we checked that the decrease rate is not much larger when we take smaller values of α . Thus we see it is useless to correct the estimation at one point with values of h which are too far away from this point. In comparison with the case of perfect observations, the decrease

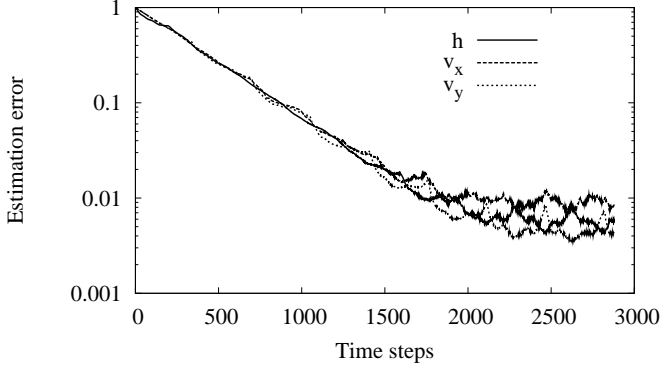


Fig. 2. Evolution of the estimation error in relative norm versus the number of time steps, in the case of noisy observations (20% noise), with $\alpha_h = \alpha_v = 1 \text{ m}^{-2}$ and $\beta_h = 2.10^{-7} \text{ s}^{-1}$, for the three variables: height h , longitudinal velocity v_x and transversal velocity v_y .

Size of the Gaussian kernel	Decrease rate (h, v_x, v_y)	Estimation error at convergence (h, v_x, v_y)
$\alpha_h = \alpha_v = 0.5$	1.49×10^{-6}	4.43×10^{-3}
	1.40×10^{-6}	7.51×10^{-3}
	1.42×10^{-6}	4.06×10^{-3}
$\alpha_h = \alpha_v = 1$	7.55×10^{-7}	5.92×10^{-3}
	7.44×10^{-7}	1.04×10^{-2}
	7.44×10^{-7}	5.53×10^{-3}
$\alpha_h = \alpha_v = 10^3$	2.45×10^{-7}	1.70×10^{-2}
	2.49×10^{-7}	3.02×10^{-2}
	2.48×10^{-7}	1.59×10^{-2}

TABLE II

DECREASE RATE AND VALUE AT CONVERGENCE OF THE ESTIMATION ERROR, FOR THE THREE VARIABLES h, v_x AND v_y , FOR THREE DIFFERENT SIZES OF THE GAUSSIAN KERNEL, IN THE CASE OF NOISY OBSERVATIONS (20% NOISE).

rate is remarkably unaffected by the presence of noise.

The estimation error at convergence is much larger than in the case of perfect observations. Nevertheless, all variables have been identified with less than 1% of error. We see the interest of the convolution as the error at convergence is 3 to 4 times smaller with $\alpha \approx 1$ than with $\alpha = 1000$. This is due to the fact that the term $\nabla(\hat{h} - h)$ is very noisy when it is not directly filtered, as it is the case in the standard nudging algorithm (or extended Kalman filter).

B. Full nonlinear shallow water model

We now consider the full shallow water model, with the Coriolis force, friction, lateral viscosity, and wind stress (see equations (47)-(48)). We also consider large velocities and height variations, with still the same equilibrium point: $\bar{h} = 500$, $\bar{v}_x = \bar{v}_y = 0$. The size of the domain and the time and space steps remain the same as in the previous experiments (see section IV-A1), the other physical parameters being:

$$f_0 = 7.10^{-5} \text{ s}^{-1}, \quad \beta = 2.10^{-11} \text{ m}^{-1} \cdot \text{s}^{-1}, \quad R = 9.10^{-8}, \\ A = 5 \text{ m}^2 \cdot \text{s}^{-1}, \quad \tilde{\tau}_{max} = 0.05 \text{ s}^{-2}.$$

The nonlinear observer is given by equations (51)-(52), with $F_h = \varphi_h * (h - \hat{h})$ and $F_v = \varphi_v * \nabla(h - \hat{h})$, where φ_h and

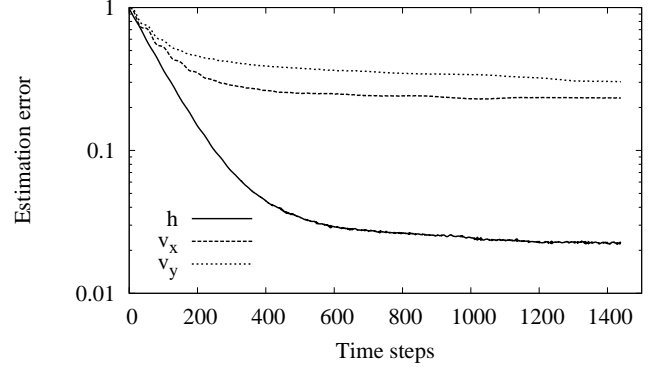


Fig. 3. Full non-linear model: evolution of the estimation error in relative norm versus the number of time steps, in the case of noisy observations (20% noise), for $\beta_h = 5.10^{-6} \text{ s}^{-1}$ and $\alpha_h = \alpha_v = 10^3 \text{ m}^{-2}$, for the three variables: height h , longitudinal velocity v_x and transversal velocity v_y .

φ_v correspond to (12)-(13). It is shown in the appendix that this model reproduces quite well the evolution of a fluid in the northern hemisphere.

1) *Perfect observations*: In order to make the paper not too long, we do not provide the figures and tables corresponding to the case of perfect observations. We consider the same convolution kernels as in the experiments on the approximated system above, with the same reference parameters $\beta_h = 5.10^{-7} \text{ s}^{-1}$ and $\beta_v = 0.1\beta_h$. Many curves showing the estimation error versus time, for the three variables h, v_x, v_y , have been obtained with several values of α . The convergence speeds for h, v are always constant only at the beginning, and decrease continuously to 0 after the error goes under some threshold.

Simulations showed that the final estimation error is much larger than in the previous experiments. Nevertheless, for $\alpha_h = \alpha_v = 1 \text{ m}^{-2}$ the height estimation error is close to 1%, which is a very good result, considering the high turbulence

of the model. The velocity is partially identified (with 12 to 15% of error in the best situations). The convergence rates are a little bit larger than in the linearized case (around 1.10^{-6} for $\alpha_h = \alpha_v = 1 \text{ m}^{-2}$). The behaviour between the standard Gaussian convolution ($\alpha = 1 \text{ m}^{-2}$) and the Dirac convolution ($\alpha = 10^3 \text{ m}^{-2}$) is comparable to the previous experiments.

2) *Noisy observations*: The results are given by figure 3 and table III. As in the linearized situation, $h + \varepsilon$ is measured, where ε is assumed to be white. In our experiments, the standard deviation of ε is nearly 20% of the standard deviation of h (around the equilibrium state $\bar{h} = 500$).

The estimation error in the case of noisy observations is nearly 1.5 times larger than for perfect observations, both for $\alpha = 10^3 \text{ m}^{-2}$ and $\alpha = 1 \text{ m}^{-2}$. The observer has a relative insensitivity with respect to the presence of observation noise, as the level of noise is 20%, and the estimation errors are nearly 2% for h and 13 to 30% for the velocity. In this case, the best results have been obtained for $\alpha = 1 \text{ m}^{-2}$, improving the results of the nudging algorithm ($\alpha = 10^3 \text{ m}^{-2}$) of 33 to 50%. These results clearly show the interest of a Gaussian kernel applied to the correction term, in order to smooth the

Size of the Gaussian kernel	Decrease rate (h, v_x, v_y)	Estimation error at convergence (h, v_x, v_y)
$\alpha_h = \alpha_v = 0.5$	2.74×10^{-6}	1.71×10^{-2}
	1.87×10^{-6}	1.72×10^{-1}
	1.62×10^{-6}	2.21×10^{-1}
$\alpha_h = \alpha_v = 1$	1.36×10^{-6}	1.57×10^{-2}
	9.65×10^{-7}	1.30×10^{-1}
	8.38×10^{-7}	1.59×10^{-1}
$\alpha_h = \alpha_v = 10^3$	4.42×10^{-7}	2.26×10^{-2}
	2.98×10^{-7}	2.25×10^{-1}
	2.55×10^{-7}	3.04×10^{-1}

TABLE III
FULL NON-LINEAR MODEL: DECREASE RATE AND VALUE AT CONVERGENCE OF THE ESTIMATION ERROR, FOR THE THREE VARIABLES h, v_x AND v_y , IN THE CASE OF NOISY OBSERVATIONS (20% NOISE).

noisy observations (or the numerical noise).

The estimation error is of the order of 15% for the velocity at convergence. For instance, if we compare with the standard variational algorithm 4D-VAR [30], in this kind of situation with noisy observations, the relative error of the velocity at convergence is a little bit larger for 4D-VAR, approximately 18% to 20%. Although the results are of the same order, the computing time is totally different: the 4D-VAR needs a few tens of iterations, each iteration consisting of one resolution of the direct model and one resolution of the adjoint model over the time period. Thus the 4D-VAR needs much more computing time than our observer for similar results.

In order to show how the observer converges towards the true height, we show on figure 4 the real height, the observed (noisy) height, and our observer as a function of time, for three different locations inside the domain. These three points are approximately located along the energetic current in the middle of the domain (see figures 5 and 6). We can see that after 100 to 400 time steps, the observer is very close to the true height. We can also see that the observation noise is almost totally filtered. In the case of perfect observations (without any noise), the convergence towards the true height is also achieved after a few hundreds of time steps, and the identified height has fewer oscillations around the true height.

V. CONCLUSION

In this paper, we have defined a class of symmetry-preserving non-linear observers for a simplified shallow water model. We proved the asymptotic convergence to zero of the state-error around a steady-state. Many numerical simulations show the interest of such a choice of invariant gains. This paper gives insight in the field of non-linear observers for infinite dimensional systems, where few methods are available. The observer provides better results than the nudging (Luenberger observer), even on the nonlinear system, as the error converges faster, the residual error is smaller, and the observer is much more robust to noise. The correction terms used in this paper are based on integrals over space, and filter the noise better than those of the usual extended Kalman filter-type estimators. Our observer has several advantages compared to EKF. First the computational cost is much smaller (as long as the Gaussian kernel is set equal to zero wherever

its value is negligible, see Section IV). This is important as in infinite dimensional systems, the computational cost of the Kalman filter can be prohibitive, as well as the cost of optimal techniques (especially in oceanography [44]). In particular the observer was compared to the standard variational method 4D-VAR, and the computing time is much smaller. Moreover the tuning of the gains of our observer is very easy as it depends on a very reduced number of parameters which have a physical meaning (thus the observer is much easier to implement). It is precisely the use of the physical structure of the system which allows us to reduce the degrees of freedom in the gain design. Finally, to the author's knowledge, there is no proof of convergence of the Kalman filter for infinite dimensional non-linear systems. Note that we also showed, both on theoretical and numerical points of view, that the non-observed variables can be corrected, which is still a challenge in geophysics [8].

We have the following additional comments:

- 1) Another direction for future work would be to make numerical experiments on back and forth nudging based on our observer. The observer can easily be adapted in reverse time with $\varphi_h \mapsto -\varphi_h$ and φ_v unchanged. This new observer-based method has recently appeared, see e.g. [7] for more details.
- 2) In this paper we mostly considered time and space continuous measurements. Some other experiments could be carried out in the case of sparse observations, both in time and space.

As a more general concluding remark, although this paper is only concerned with examples, it yields a systematical way to take advantage of the rotational invariance of the Laplacian, and provides a method for the convergence analysis. A large class of sensible observers can be derived from a list of three formal requirements of subsection II-F. This technique can be an interesting guideline to derive novel non-linear observers for other estimation problems from physics and engineering, where the models are based on PDEs (wave equation, heat equation) and possess symmetries.

ACKNOWLEDGMENTS

This paper is supported by the CNRS. The authors would like to thank Pierre Rouchon and all members of the LEFE BFN project for useful discussions.

REFERENCES

- [1] A. Adcroft and D. Marshall. How slippery are piecewise-constant coastlines in numerical ocean models? *Tellus* 50(1):95–108, 1998.
- [2] N. Aghannan and P. Rouchon. On invariant asymptotic observers. In *41st IEEE Conf. on Decision and Control*, pp. 1479–1484, 2002.
- [3] N. Aghannan and P. Rouchon. An intrinsic observer for a class of lagrangian systems. *IEEE Trans. on Automatic Control*, 48(6):936–945, 2003.
- [4] L. Alvarez, F. Guichard, P.-L. Lions, and J.-M. Morel. Axioms and fundamental equations of image processing. *Arch. Rational Mech. Anal.*, 123:199–257, 1993.
- [5] A. Arakawa and V. Lamb. Computational design of the basic dynamical processes of the UCLA general circulation model. *Methods in Computational Physics*, 17:174–267, Academic Press, 1977.
- [6] R. Asselin. Frequency filter for time integrations. *Mon. Wea. Rev.*, 100:487–490, 1972.

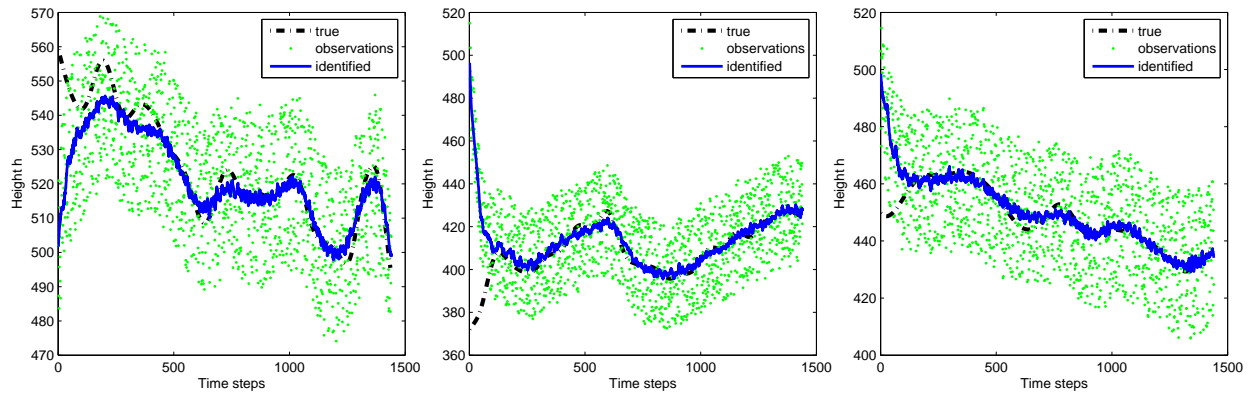


Fig. 4. Evolution of the true height, the observed (noisy) height, and the identified (observer) height versus time, for three different points of the domain, located along the energetic current in the middle of the domain.

- [7] D. Auroux and J. Blum. A nudging-based data assimilation method for oceanographic problems: the Back and Forth Nudging (BFN) algorithm. *Nonlin. Proc. Geophys.*, 15:305–319, 2008.
- [8] A. F. Bennett. *Inverse Modeling of the Ocean and Atmosphere*. Cambridge University Press, Cambridge, 2002.
- [9] G. Besancon, J.F. Dulhoste, D. Georges. Nonlinear observer design for water level control in irrigation canals. In *40th IEEE Conf. on Decision and Control*, pp. 4968–4973, 2001.
- [10] S. Bonnabel, Ph. Martin, and P. Rouchon. Symmetry-preserving observers. *IEEE Trans. on Automatic Control*, 53(11):2514–2526, 2008.
- [11] S. Bonnabel, Ph. Martin, and P. Rouchon. Non-linear symmetry-preserving observers on Lie groups. *IEEE Trans. on Automatic Control*, 54(7):1709–1713, 2009.
- [12] S. Bonnabel, M. Mirrahimi, and P. Rouchon. Observer-based Hamiltonian identification for quantum systems. *Automatica*, 45: 1144–1155, 2009.
- [13] J. M. Coron. Local controllability of a 1-D tank containing a fluid modeled by the shallow water equations, *ESAIM: COCV*, 8:513–554, 2002.
- [14] J. M. Coron, B. D’Andréa-Novel and G. Bastin. A Lyapunov approach to control irrigation canals modeled by Saint-Venant equations, *Proc. European Control Conference, Karlsruhe*, 1999.
- [15] J. M. Coron, B. D’Andréa-Novel and G. Bastin. A Strict Lyapunov Function for Boundary Control of Hyperbolic Systems of Conservation Laws, *IEEE Trans. on Automatic Control*, 52(1):2–11, 2007.
- [16] J. Deguenon, G. Sallet and C. Z. Xu. A Kalman observer for infinite dimensional skew-symmetric systems with applications to an elastic beam, *2nd Int. Symp. Communications, Control, Signal Processing*, 2006.
- [17] V. Dos Santos and C. Prieur. Boundary control of open channels with numerical and experimental validations, *IEEE Trans. on Control Syst. Tech.*, 16(6):1252–1264, 2008.
- [18] F. Dubois, N. Petit, and P. Rouchon. Motion planing and nonlinear simulations for a tank containing a fluid. *European Control Conference, Karlsruhe*, 1999.
- [19] S. Durbiano. Vecteurs caractéristiques de modèles océaniques pour la réduction d’ordre en assimilation de données. *PhD thesis*, University of Grenoble, 2001.
- [20] G. Evensen. The ensemble Kalman filter: Theoretical formulation and practical implementation. *Ocean Dynam.*, 53:343–367, 2003.
- [21] B. Z. Guo and Z. C. Shao. Stabilization of an abstract second order system with application to wave equations under non-collocated control and observations. *Systems and Control Letters*, 58:334–341, 2009.
- [22] B.-Z. Guo and C. Z. Xu. The stabilization of a one dimensional wave equation by boundary feedback with noncollocated observation. *IEEE Trans. on Automatic Control*, 52:371–377, 2007.
- [23] J. Hoke and R. A. Anthes. The initialization of numerical models by a dynamic initialization technique. *Month. Weather Rev.*, 104:1551–1556, 1976.
- [24] S. Jiang and M. Ghil. Tracking nonlinear solutions with simulated altimetric data in a shallow-water model. *J. Phys. Oceanogr.*, 27(1):72–95, 1997.
- [25] R. E. Kalman. A new approach to linear filtering and prediction problems. *Trans. ASME - J. Basic Engin.*, 82:35–45, 1960.
- [26] E. Kalnay. *Atmospheric modeling, data assimilation and predictability*. Cambridge University Press, 2003.
- [27] V. Komornik and P. Loreti. *Fourier Series in Control Theory*. Springer Monographs in Mathematics. Springer-Verlag, New York, 2005.
- [28] C. Lageman, R. Mahony, and J. Trumf. Gradient-like observers for invariant dynamics on a Lie group. *IEEE Trans. on Automatic Control*, 55:367–377, 2010.
- [29] I. Lasiecka and R. Triggiani. *Control theory for partial differential equations: continuous and approximation theories*. Cambridge University Press, 2000.
- [30] F.-X. Le Dimet and O. Talagrand. Variational algorithms for analysis and assimilation of meteorological observations: theoretical aspects. *Tellus*, 38A:97–110, 1986.
- [31] D. Luenberger. Observers for multivariable systems. *IEEE Trans. on Automatic Control*, 11:190–197, 1966.
- [32] R. Mahony, T. Hamel, and J.-M. Pfimlin. Non-linear complementary filters on the special orthogonal group. *IEEE Trans. on Automatic Control*, 53:1203–1218, 2008.
- [33] I. Mareels, E. Weyer, S. K. Ooi, M. Cantoni, Y. Li, and G. Nair. Systems engineering for irrigation systems: Successes and challenges. In *Annual Reviews in Control*, 29(2): 191–204, 2005.
- [34] Ph. Martin and E. Salaun. Invariant observers for attitude and heading estimation from low-cost inertial and magnetic sensors. In *46th IEEE Conf. on Decision and Control*, pp. 1039–1045, 2007.
- [35] P. J. Olver. *Equivalence, Invariants, and Symmetry*. Cambridge University Press, 1995.
- [36] J. Pedlosky. *Geophysical fluid dynamics*. Springer-Verlag, New-York, 1979.
- [37] N. Petit and P. Rouchon. Dynamics and solutions to some control problems for water-tank systems. *IEEE Trans. on Automatic Control*, 47(4):594–609, 2002.
- [38] D. Rozier, F. Birol, E. Cosme, P. Brasseur, J.-M. Brankart, and J. Veron. A reduced-order kalman filter for data assimilation in physical oceanography. *SIAM Rev.*, 49(3):449–465, 2007.
- [39] L. Schwartz. Opérateurs invariants par rotations. Fonctions métraharmoniques. In *Séminaire Schwartz*, 2(9):1–5, 1954.
- [40] A. Smyshlyaev and M. Krstic. Backstepping observers for a class of parabolic PDEs. *Systems Control Letters*, 54:613–625, 2005.
- [41] R. Vazquez and M. Krstic. A closed-form observer for the channel flow Navier-Stokes system. In *44th IEEE Conf. on Decision and Control*, pp. 5959–5964, 2005.
- [42] J. Verron and W. R. Holland. Impact de données d’altimétrie satellitaire sur les simulations numériques des circulations générales océaniques aux latitudes moyennes. *Annales Geophysicae*, 7(1):31–46, 1989.
- [43] C. Z. Xu, J. Deguenon and G. Sallet. Infinite dimensional observers for vibrating systems. In *45th IEEE Conf. on Decision and Control*, pp. 3979–3983, 2006.
- [44] X. Zou, I. M. Navon, and F.-X. Le Dimet. An optimal nudging data assimilation scheme using parameter estimation. *Q. J. R. Meteorol. Soc.*, 118:1163–1186, 1992.

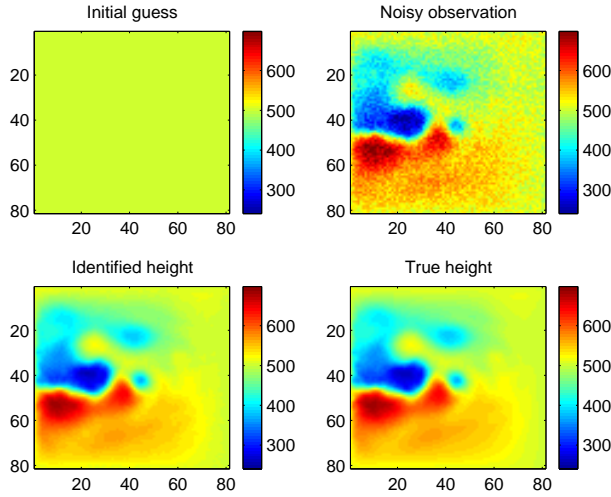


Fig. 5. Identification process for the height, in meters: initial guess ($\hat{h}(0) = \bar{h}$); noisy observation at final time ($h(T) + \varepsilon$, with $T = 1440$ time steps); identified height at final time ($\hat{h}(T)$); true height at final time ($h(T)$).

APPENDIX

In this section we show that the model considered in this paper reproduces quite well the evolution of a fluid in the northern hemisphere (e.g. Gulf Stream, in the case of the North Atlantic ocean), with realistic velocities and dimensions [36], and that the observer identifies very well the main currents. Figures 5 and 6 illustrate the identification process for both the height and velocity in the case of noisy observations, for $\alpha_h = \alpha_v = 1$ (second case of table III). We do not use any a priori information, as the initial guess is $\hat{h} = \bar{h} = 500$ meters (top left image of figure 5), and $\hat{v} = \bar{v} = 0 \text{ m.s}^{-1}$. Figure 5 shows on the top right the noisy observation $h + \varepsilon$ of the height at the final time $T = 1440$ time steps. It should be compared to the bottom right image, showing the true height h at the same time. The difference between these two images corresponds to the white Gaussian noise ε . Finally, the identified height (i.e. the observer \hat{h} at final time T) is shown on the bottom left image of figure 5. These images confirm both the very good identification of the height (as previously seen in table III) and the noise removal.

Figure 6 shows the identified and real components of the velocity. Note that \hat{v} is very close to the real velocity v at time T . This is usually not the case in standard nudging techniques, where only observed variables are corrected and the identification is based on the model coupling [23], [42], [7], [26]. The main current (corresponding to the Gulf Stream, in the case of the North Atlantic ocean) is very well identified. This corresponds to a real need, as in operational geophysical applications, there are also almost no observations of the fluid velocity, although it has to be precisely identified [8]. From table III, we have previously seen that the error on the velocity is nearly 15% in this case, which is quite high. But the main currents are very well identified, and this is a key-point for improving the quality of the forecasts.

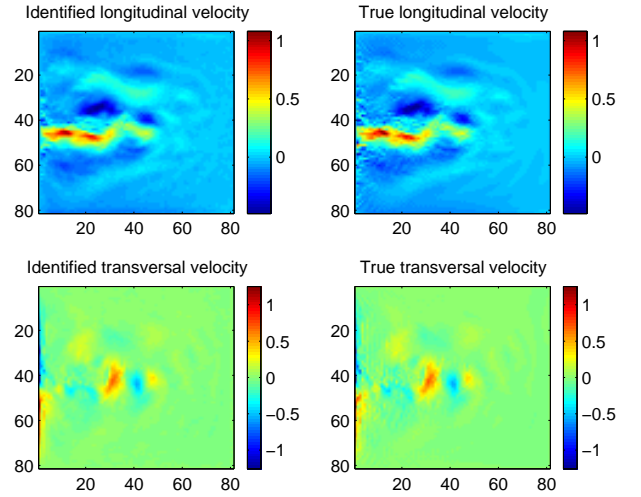


Fig. 6. Identification process for the velocity, in m.s^{-1} : identified longitudinal (resp. transversal) velocity at final time ($\hat{v}(T)$); true longitudinal (resp. transversal) velocity at final time ($v(T)$).



Didier Auroux received his Ph.D. in Applied Mathematics in 2003 from the University of Nice Sophia-Antipolis (France), and he completed his habilitation thesis in 2008 at the University of Toulouse (France). Since 2009, he is Professor at the University of Nice Sophia-Antipolis. His research interests are in computational methods and their applications to data assimilation, geophysics, image processing, and more generally optimal control and inverse problems.



Silvère Bonnabel received his Ph.D. in Mathematics and Control from Mines ParisTech (ENSM), Paris, France, in 2007. In 2008, he held a postdoctoral position at the University of Liège, Belgium. Since 2009, he is Associate Professor at Mines ParisTech. He has worked on industrial applications (chemical reactors, underactuated mechanical systems). His research focuses on non-linear systems and geometrical methods.