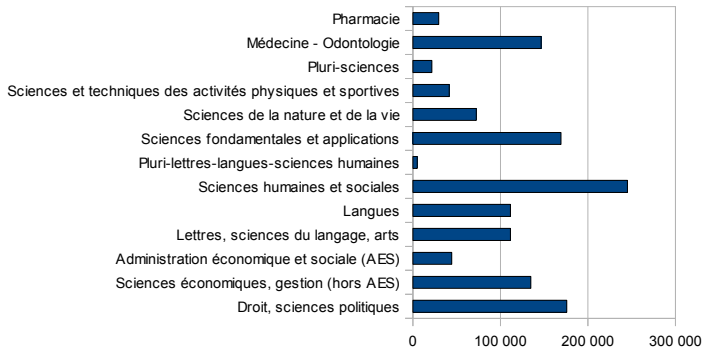
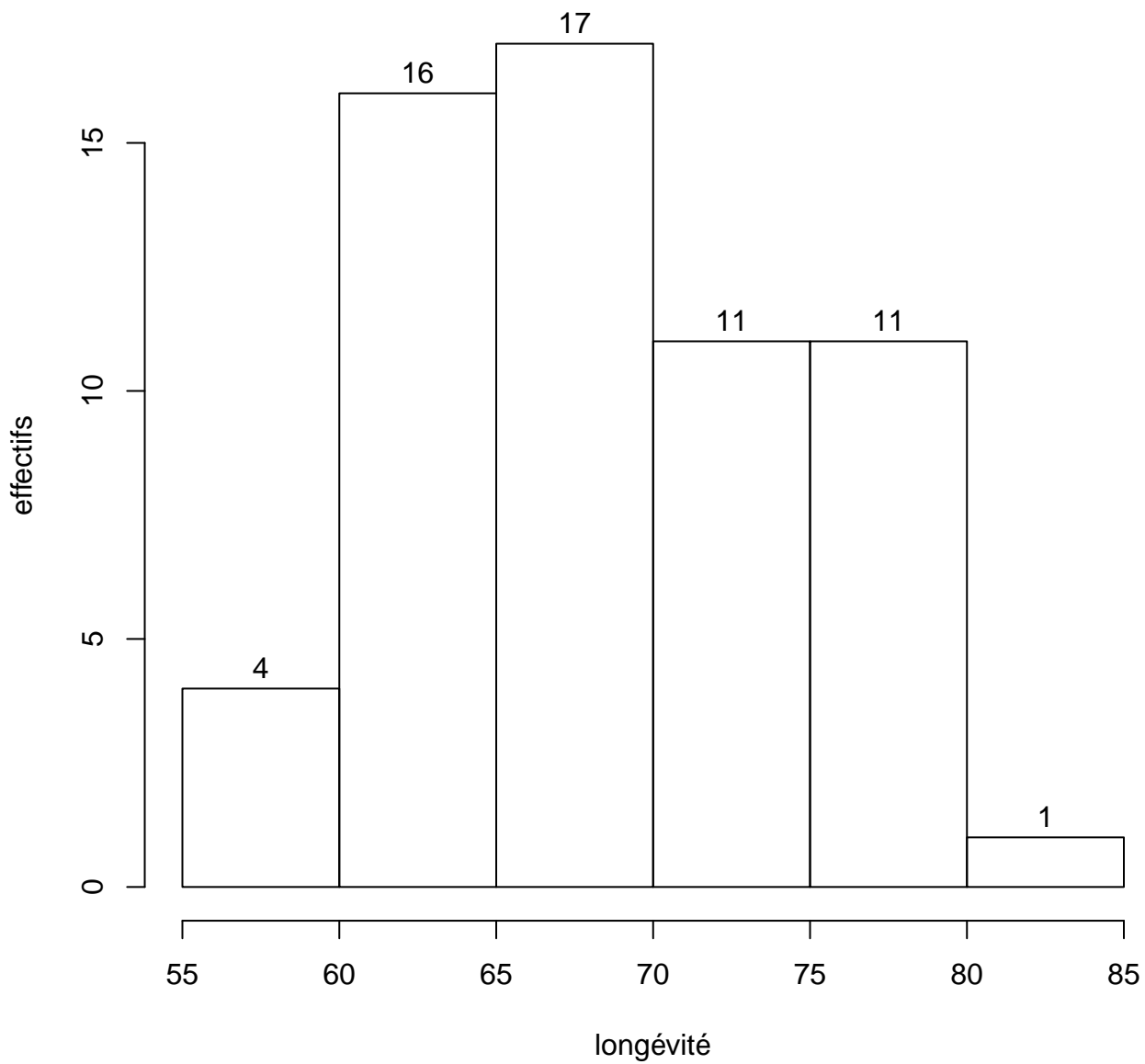
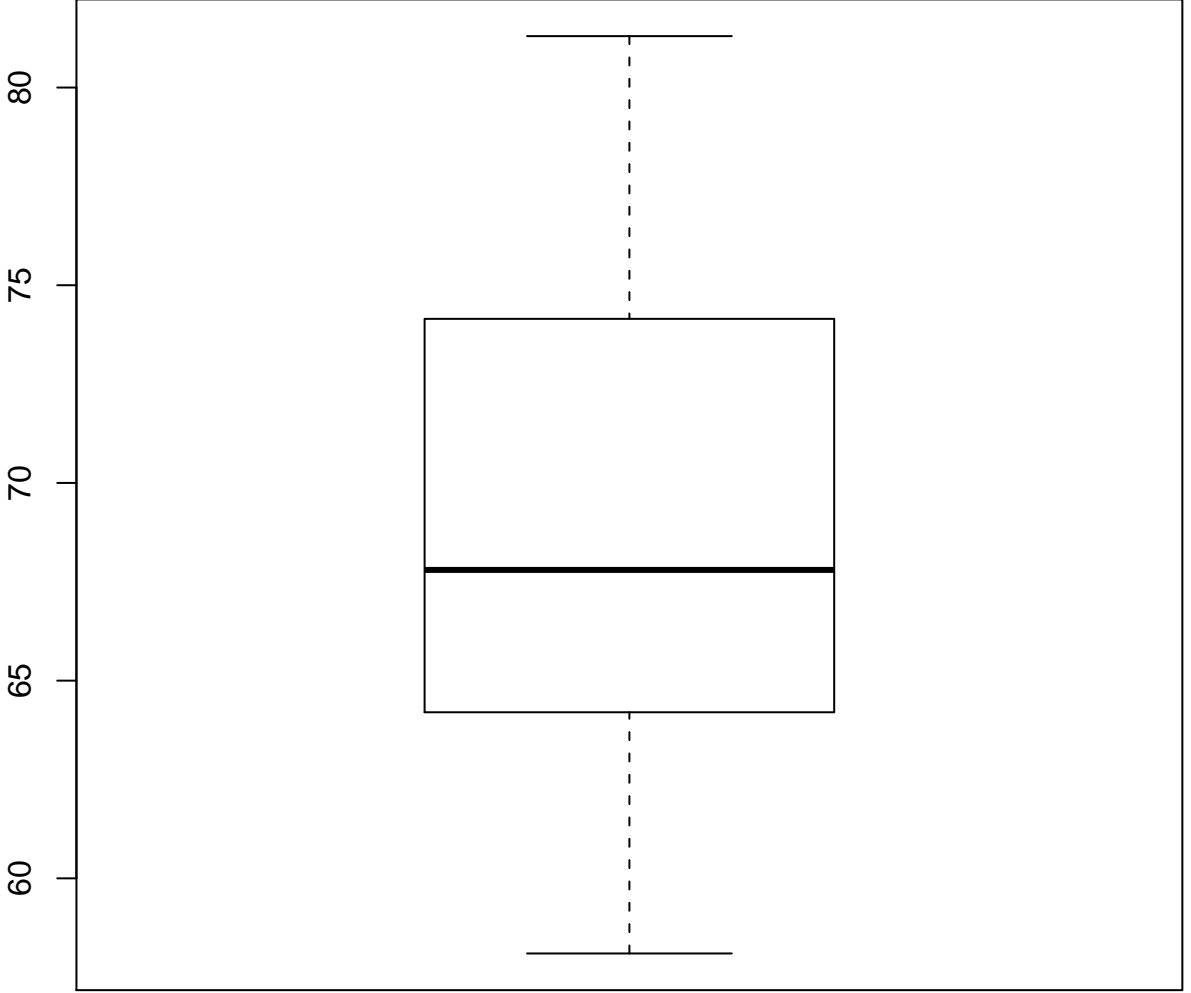


<b>Étudiants des universités par discipline</b>	
	<b>Année 2005-2006</b>
	<b>Effectif</b>
Droit, sciences politiques	<b>175 853</b>
Sciences économiques, gestion (hors AES)	<b>134 796</b>
Administration économique et sociale (AES)	<b>44 451</b>
Lettres, sciences du langage, arts	<b>111 452</b>
Langues	<b>111 557</b>
Sciences humaines et sociales	<b>245 173</b>
Pluri-lettres-langues-sciences humaines	<b>4 947</b>
Sciences fondamentales et applications	<b>169 158</b>
Sciences de la nature et de la vie	<b>72 389</b>
Sciences et techniques des activités physiques et sportives	<b>41 516</b>
Pluri-sciences	<b>21 617</b>
Médecine - Odontologie	<b>146 589</b>
Pharmacie	<b>29 624</b>
<b>Total hors IUT</b>	<b>1 309 122</b>





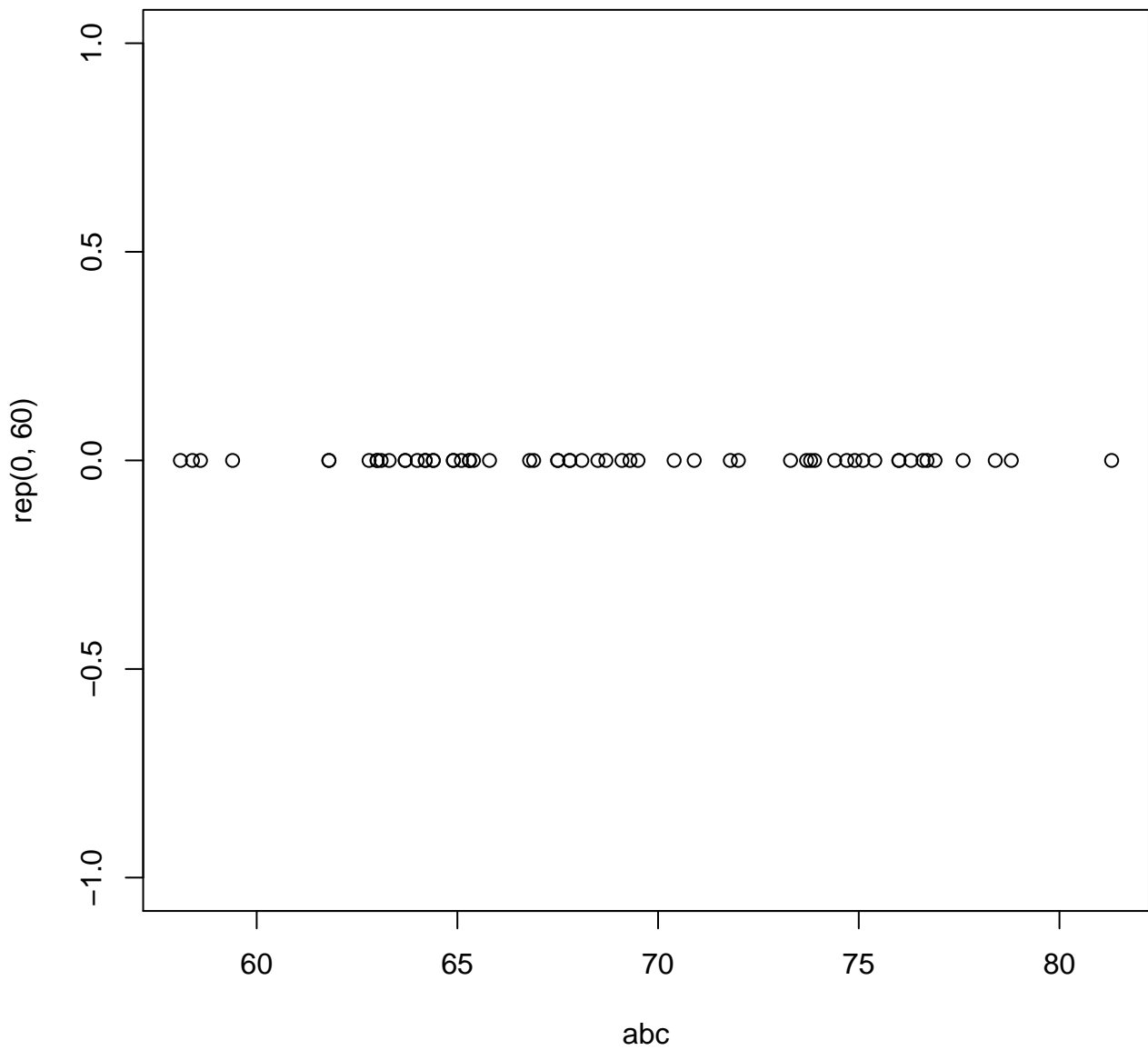


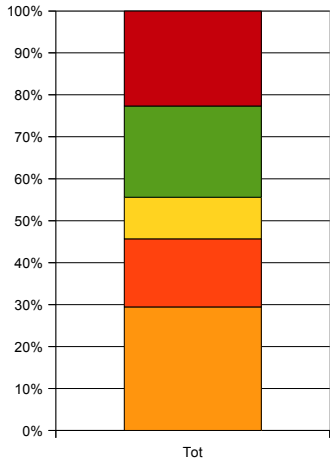
```
> abc
```

```
[1] 65.1 58.4 64.9 76.0 67.8 75.1 76.7 64.2 74.9 77.6 58.1 68.1 73.3 75.4 76.0  
[16] 59.4 65.4 74.7 76.6 81.3 64.4 69.1 66.9 67.5 65.8 70.4 67.8 61.8 68.7 65.3  
[31] 63.7 68.5 72.0 67.5 71.8 64.0 69.5 66.8 64.9 63.0 62.8 58.6 63.3 65.3 78.8  
[46] 63.1 76.3 64.2 61.8 73.9 73.8 76.9 78.4 69.3 63.7 73.7 70.9 63.0 74.4 64.4
```

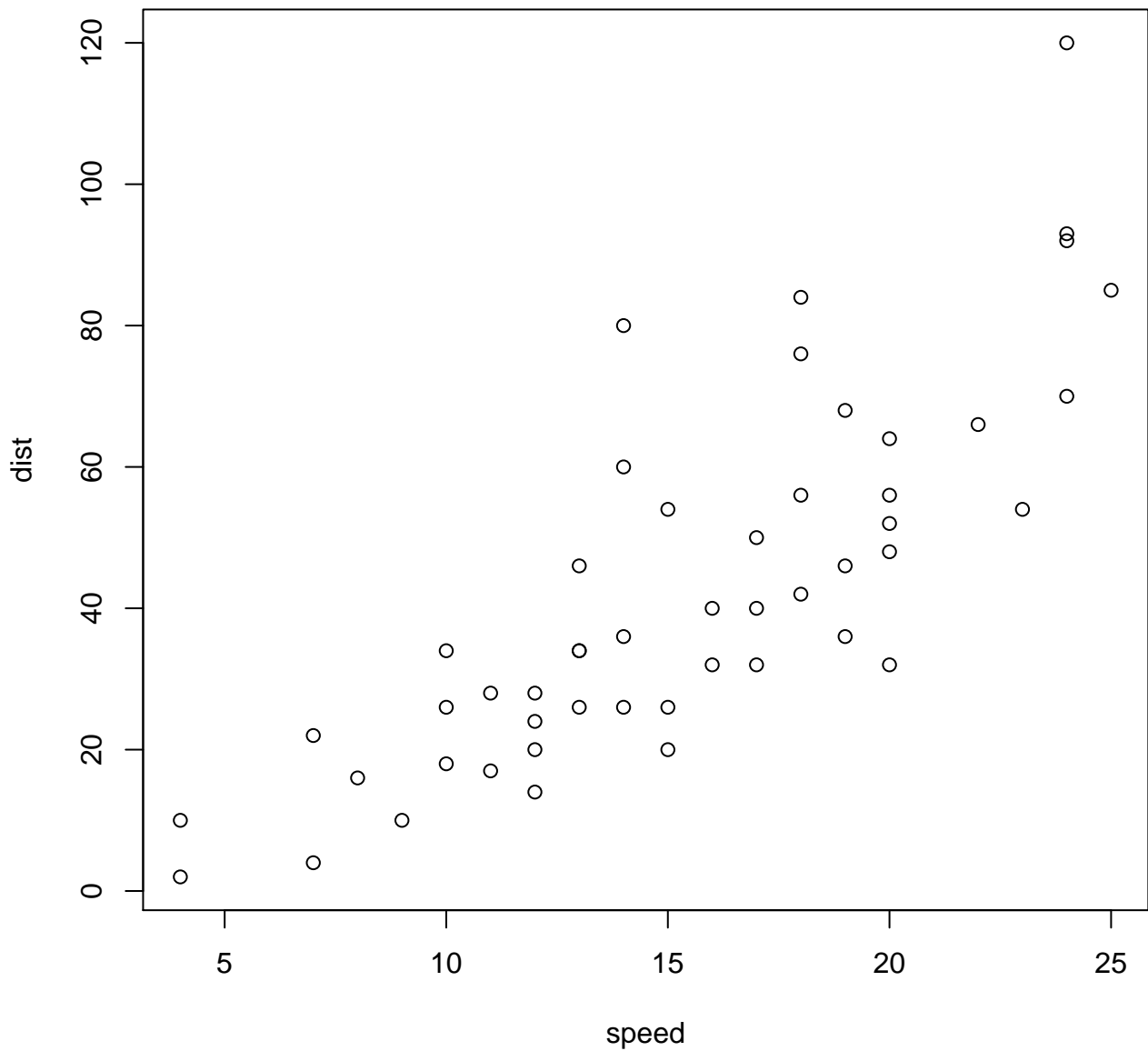
```
> summary(abc)
```

Min.	1st Qu.	Median	Mean	3rd Qu.	Max.
58.10	64.20	67.80	68.75	74.03	81.30





- Mathématiques
- Informatique
- Chimie
- Physique
- Sciences de la vie





Cars - data

4 2  
4 10  
7 4  
7 22  
8 16  
9 10  
10 18  
10 26  
10 34  
11 17  
11 28  
12 14  
12 20  
12 24  
12 28  
13 26  
13 34  
13 34  
13 46  
14 26  
14 36  
14 60  
14 80  
15 20  
15 26  
15 54  
16 32  
16 40  
17 32  
17 40  
17 50  
18 42  
18 56  
18 76  
18 84  
19 36  
19 46  
19 68  
20 32  
20 48  
20 52  
20 56  
20 64  
22 66  
23 54  
24 70  
24 92  
24 93  
24 120  
25 85